



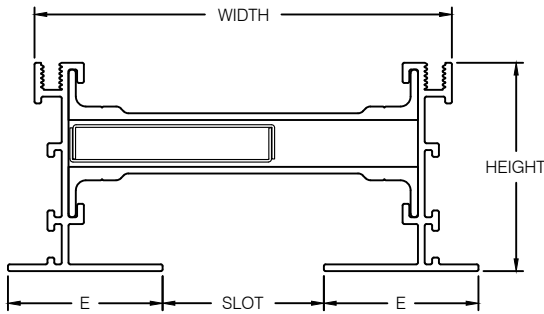
# AIR FACTORS

4771 ARROYO VISTA, SUITE D  
LIVERMORE, CA 94551

PH. # 925-579-0040  
FAX # 925-579-0044

MODEL

- B10
- B15
- B20
- B25
- B30



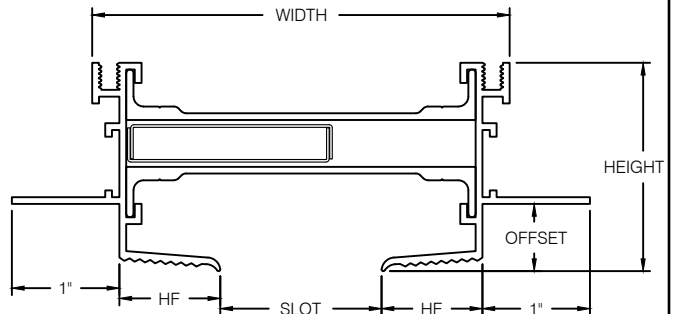
BORDER TYPE EE

MODEL

- B10
- B15
- B20
- B25
- B30

OFFSET

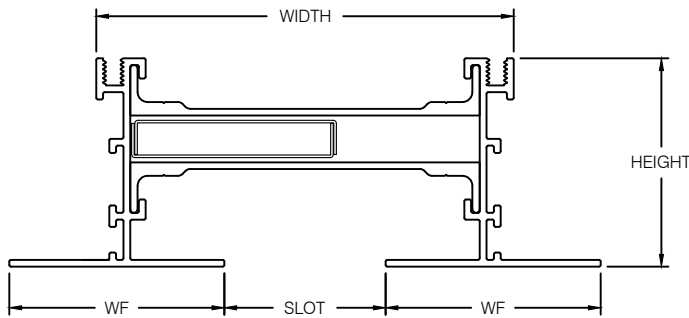
- 5/8" (1/2" drywall)
- 3/4" (5/8" drywall)



BORDER TYPE HFHF

MODEL

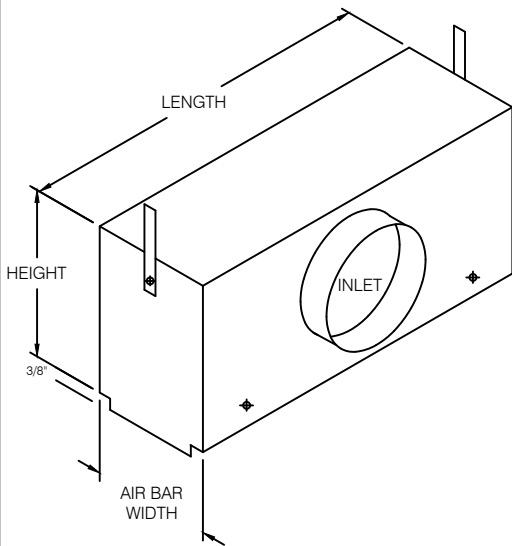
- B10
- B15
- B20
- B25
- B30



BORDER TYPE WFWF

| MODEL | SLOT  | EE      | HF     | WF    | WIDTH | HEIGHT  |
|-------|-------|---------|--------|-------|-------|---------|
| B10   | 1     | 1-3/16  | 11/16  | 1-1/2 | 2-7/8 | 1-11/16 |
| B15   | 1-1/2 | 1-7/16  | 15/16  | 2     | 3-7/8 | 1-15/16 |
| B20   | 2     | 1-11/16 | 1-3/16 | 2     | 4-7/8 | 2-3/16  |
| B25   | 2-1/2 | 2       | 1-1/2* | 2-1/4 | 6     | 2-1/2   |
| B30   | 3     | 2-1/4   | 1-3/4  | 2-1/2 | 7     | 2-3/4   |

\* 3/4" offset model only



INLET

- 6"Ø
- 8"Ø
- 10"Ø
- 12"Ø
- 14"Ø

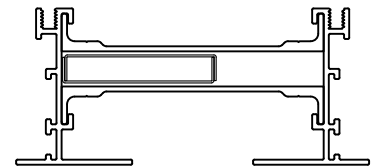
HEIGHT

- 9"
- 10"
- 12"
- 14"
- 16"
- 18"

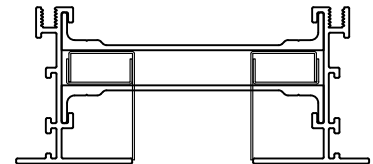
LENGTH

- 24"
- 36"
- 48"
- 60"
- 72"

PATTERN CONTROLLERS



STANDARD WEIRS



JET PAIR WEIRS

END CAPS

- FLAT END CAPS
- FLANGED END CAPS
- MITERED ENDS

PROJECT:

TITLE:

LINEAR AIR BAR SUBMITTAL SHEET

DATE:

DRAWN:

Sophie Duquay

SCALE:

NTS

DWG. #:

8-1-A