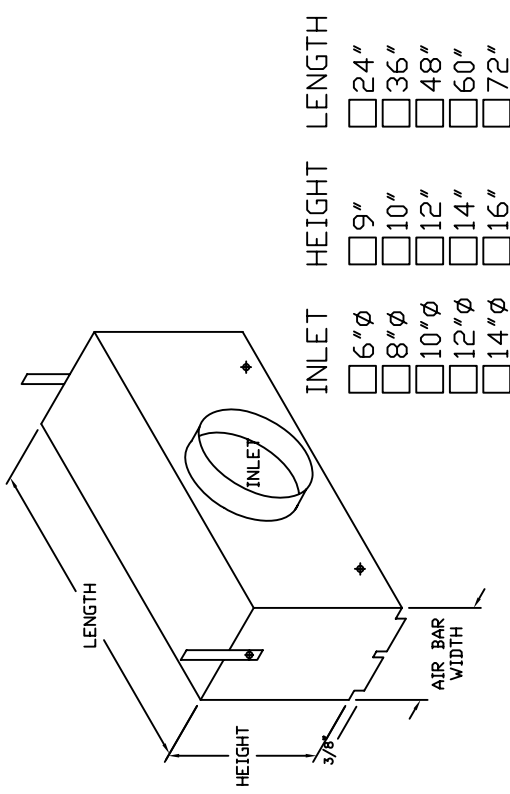




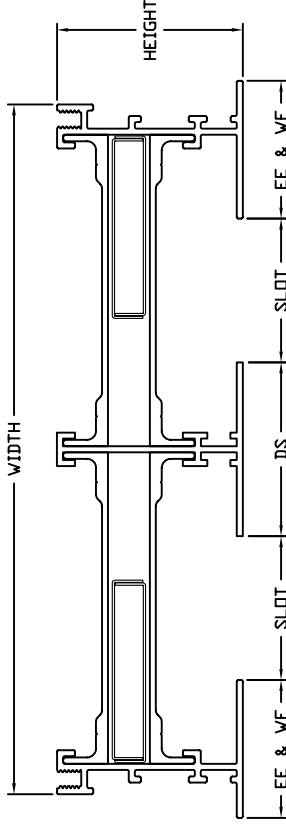
AIR FACTORS

6226-A INDUSTRIAL WAY
LIVERMORE, CA 94551

PH. # 925-579-0040
FAX # 925-579-0044

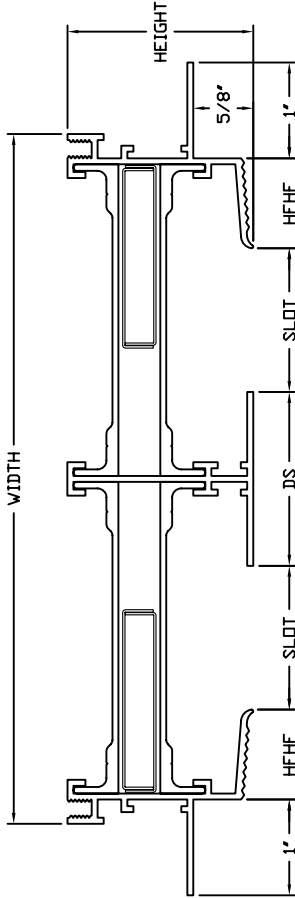


- | | | |
|-------------------------------------|------------------------------|------------------------------|
| INLET | HEIGHT | LENGTH |
| <input type="checkbox"/> 6" ϕ | <input type="checkbox"/> 9" | <input type="checkbox"/> 24" |
| <input type="checkbox"/> 8" ϕ | <input type="checkbox"/> 10" | <input type="checkbox"/> 36" |
| <input type="checkbox"/> 10" ϕ | <input type="checkbox"/> 12" | <input type="checkbox"/> 48" |
| <input type="checkbox"/> 12" ϕ | <input type="checkbox"/> 14" | <input type="checkbox"/> 60" |
| <input type="checkbox"/> 14" ϕ | <input type="checkbox"/> 16" | <input type="checkbox"/> 72" |



BORDER TYPE EE & WF

- MODEL
- B10(2)
 - B15(2)
 - B20(2)
 - B25(2)
 - B30(2)



BORDER TYPE HFHF

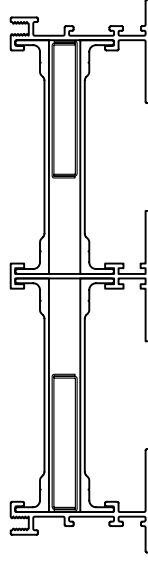
- MODEL
- B10(2)
 - B15(2)
 - B20(2)
 - B25(2)
 - B30(2)

END CAPS

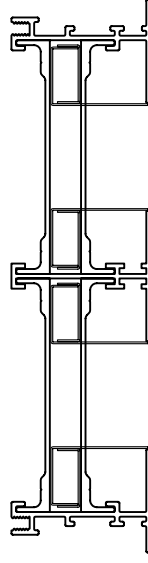
- FLAT
- FLANGED
- MITERED

MODEL	SLOT	EE	HFHF	WF	DS	WIDTH	HEIGHT
B10(2)	1	1-3/16	11/16	1-1/2	1-5/16	5-3/16	1-11/16
B15(2)	1-1/2	1-7/16	15/16	2	1-13/16	7-3/16	1-15/16
B20(2)	2	1-11/16	1-3/16	2	2-5/16	9-3/16	2-3/16
B25(2)	2-1/2	2-1/4	1-3/4	2-1/2	3-13/32	12-13/32	2-3/4
B30(2)	3	2-1/4	1-3/4	2-1/2	3-13/32	13-13/32	2-3/4

PATTERN CONTROLLERS



STANDARD WEIRS



JET PAIR WEIRS

PROJECT:

TITLE: SUBMITTAL SHEET

DATE:

DRAWN: Sophie Duquay

SCALE: NTS

DWG.#: 8-1B